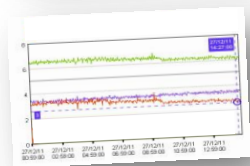
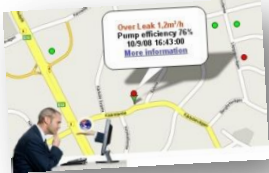




A U T O L O G ® G S M - G W (Modbus / Wireless sensors to GSM)

S O P H I S T I C A T E D ® A U T O M A T I O N

- ControlMan UI



- No own I/O
- opt. wireless I/O
- Modbus M/S
- Data logging
- PLC program
- SMS / GPRS

Introduction

GSM-GW (GateWay) PLC is especially designed for GSM communication. It has build-in GSM/ GPRS modem and driver. It is very compact and cost effective solution for remote monitoring and control.

GSM-GW can be programmed to fit 100% with your application needs. Special GSM functions allow you to create effective application. Easy maintenance with wireless programming through GSM network.

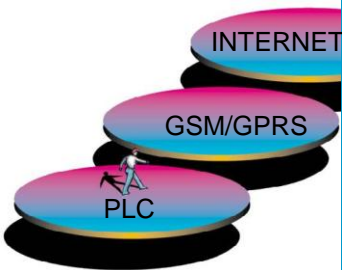


GSM-GateWay Specifications

- **GSM/GPRS modem:** Build-in
- **Power supply:** 12-30VDC / 12-24VAC / 230VAC for Unit modules
- **Serial ports:** Ser1: RS232 (for modem / programming), Ser2: RS232 (Optionally RS485, Modbus TCP or Wireless sensors)
- **Programming tool:** PC based AutoLog® GSMProgrammer
- **Instructions type:** logical, arithmetic, comparison, timer/counter, sequence program, reporting, queue, FIFO, PID, etc.
- **Application Program memory:** 512 lines
- **PID:** 32 build-in PID controllers
- **Serial port connectivity:** GSM/SMS, GPRS/FTP, GSM/call, Modbus RTU Master/slave 300 -115200bps
- **Clock and calendar (RTC):** Build-in
- **Program memory:** Flash
- **Data memory:** RAM
- **Back-up battery for RAM and RTC:** Yes
- **Support for battery powering:** Yes
- **Support for wireless sensors:** Yes
- **SCADA:** AutoLog ControlMan or Indusoft Web Studio or database connection
- **Mobile phone:** alarms, repors, controls, etc.

I/O	GSM-GW has no own I/O
Wireless sensor interface	Optional AutoLog wireless sensor master module can be connected to GS_-GW's RS-232 serial port. Master module uses 868 / 915 MHz frequency to connect with sensor or router modules. Auto-routing.
Modbus M/S	Can connect with any PLC or system which supports Modbus RTU protocol.
Modbus TCP	Can connect with Ethernet LAN using Modbus TCP protocol when optional Plug in Module is installed to serial port.

Storage temperature	-30 ~ +80 °C
Operating temperature	-20 ~ +55 °C
Relative humidity	95%, non-condensing
EMC	Immunity according to EN50082-2 & EN 50082-1 Emissions according to EN50081-1 & EN50081-2
Enclosure	IP20 / optional IP65 etc.
Dim. (W x H x D)	Case 160 x 125 x 65 mm
Weight	About 0.2 kg
Mounting	DIN rail



Wireless M2M

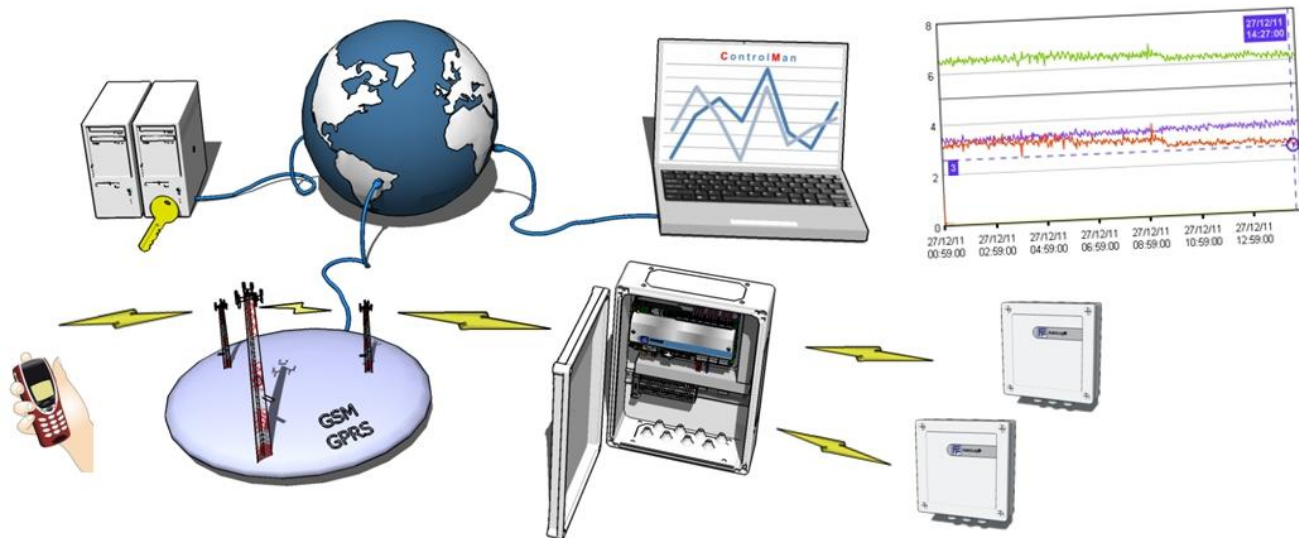
AutoLog® GSM-GW



THE AUTOLOG® FAMILY
 AUTOLOG®PLC AUTOLOG®GSM AUTOLOG®OEM
 AUTOLOG®RTU AUTOLOG®TETRA AUTOLOG®HMI



A U T O L O G ® G S M - G W (Modbus / Wireless sensors to GSM)



AutoLog® ControlMan
 - Supervision as Cloud Service
 - Just log in with Web browser!

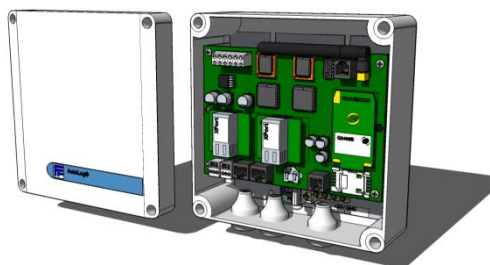
AutoLog® GSM-RTU
 - Programmable Logic Controller
 - Communicates via GSM network

AutoLog® Wireless Sensors
 - Uses free 868MHz frequency in EU
 - Modbus interface, expandable network


Order Information :



AutoLog® GSM-GW
 - Order code: 900666
 - Antenna included
 - 12-30VDC or 12-24VAC



AutoLog® GSM-GW Unit
 - Order code: 900667
 - IP65 plastic enclosure
 - Antenna included
 - 230VAC
 - Plug-in modules are optional



AutoLog® GSM-GW Unit + HMI
 - Order code: 980667
 - IP65 plastic enclosure
 - HMI (mounted on the cover)
 - Antenna included
 - 230VAC

AutoLog® GSM-GW Custom
 - Ask more!



WWW.FF-AUTOMATION.COM



FF-AUTOMATION
 Eräkuja 2, 01600 Vantaa, Finland
 tel. +358 10 2190 500
 fax +358 3 5846 711
 e-mail: info@ff-automation.com
 Web: www.ff-automation.com